



PROJECT TITLE:

ECSO GMBH

DRAWING TITLE:

CONSTANT TEMPERATURE & HUMIDITY EQUIPMENT (80HP-2CYCLE)

SCALE: S / N

DATE: 2009. 01. 01

FILE NAME:

RLD-2950-X

DWG NO:

DRAWING GRADE :

GRADE 2

REQUEST NO :

00-000

LEGEND:

APPROVED

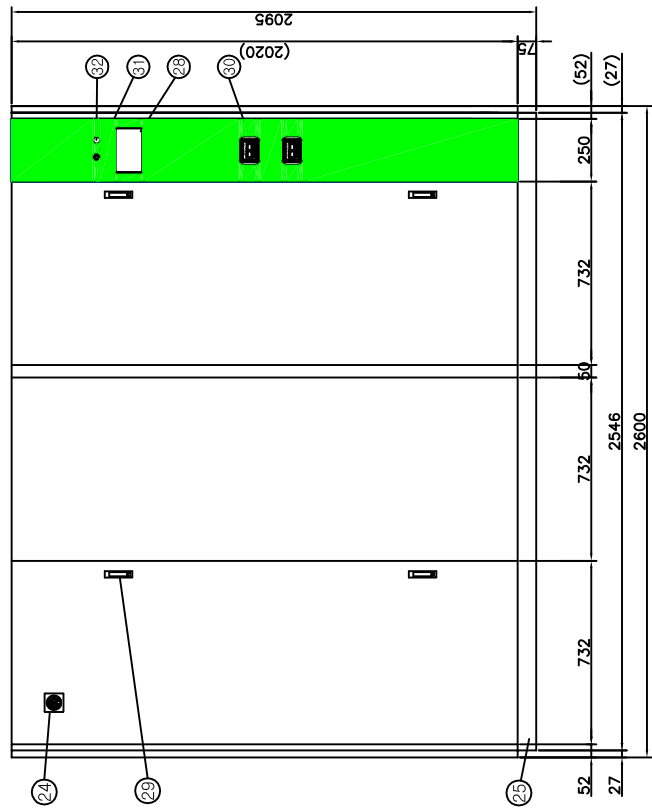
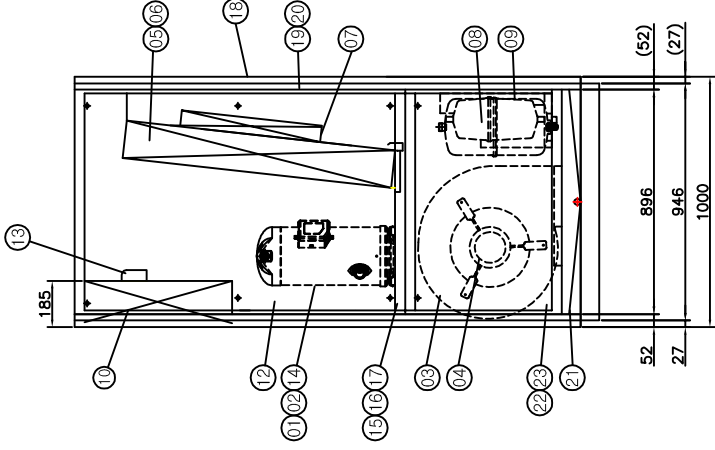

CHECKED

DESIGNED

DRAWING

SPEC. MODEL		SPECIFICATION	
60Hz	96,000 kcal/h (111.62 kW)	RLD-2950-IX	
50Hz	80,600 kcal/h (93.8 kW)		
VOLUME	350 CMM / 270 CMM (60/50 Hz)		
MOTOR	3 PH/50 Hz/3.7 kW x 6 P x 2 EA		
TYPE	HERMETIC SCROLL		
CAPACITY	3 PH/50 Hz/11.2 kW x 2 EA		
TYPE	MULTI-PASS CROSS FINNED TUBE		
SPEC			
CAPACITY	30,920 kcal/h (36 kW)		
TYPE	ELECTRIC(AERO FINNED TUBE)		
STEP	9 kW x 4 STEP		
CAPACITY	15 L/h		
TYPE	ELECTRODE		
STEP	11.4 kW		
TYPE	VINYL CHLORIDE + POLYESTER 20t		
SIZE	800*625*3EA		
FRAME SIZE	2546*946*2095H		
REFRIGERANT	R-22 / R407C		

NO	PART NAME	DESCRIPTION	Q'TY	SAFETY
01	COMPRESSOR		2	REF
02	SERVICE VALVE	28.57 mm, 25.4 mm	4	REF
03	BLOWER	SGCC	2	REF
04	BLOWER MOTOR	CU + AL	2	REF
05	EVAPORATOR	15 R/T	2	REF
06	EXPANSION VALVE	SUS	2	REF
07	ELECTRIC HEATER	SPP	2	REF
08	RECEIVER TANK		1	REF
09	HUMIDIFIER	CR SHEET 1.6t	1	REF
10	CONTROL BOX		1	REF
11	L.T.C		2	REF
12	TEMP HUMID		1	REF
13	SENSOR	28.57 mm	2	REF
14	SUCTION STRAINER	22.22 mm	2	REF
15	FILTER DRIER	22.22 mm	2	REF
16	SIGHT GLASS	22.22 mm	2	REF
17	SOLENOID VALVE(R)	22.22 mm	2	REF
18	FRAME	CR SHEET 2.3t		
19	CASE	CR SHEET 1.2t		
20	INSULATION	PU FOAM 25T		
21	DRAIN PLATE	SUS304	1	REF
22	SOLENOID VALVE(W)	6.35 mm	1	REF
23	MIDDLE VALVE(W)	6.35 mm	1	REF
24	D-HANDLE		1	REF
25	BASE FRAME	CR SHEET 2.3t	1	REF
26	AIR FILTER		4	REF
27			1	REF
28	CONTROL MONITOR		1	REF
29	PUSH BUTTON		4	REF
30	DIPRESSURE SWITCH	HIGH,LOW,DIFF	2	REF
31	EMERGENCY SWITCH		1	REF
32	PUSH BUTTON SWITCH		1	REF



REV	DATE	DESCRIPTION	REVIEWED	CHECKED
Δ				
Δ				