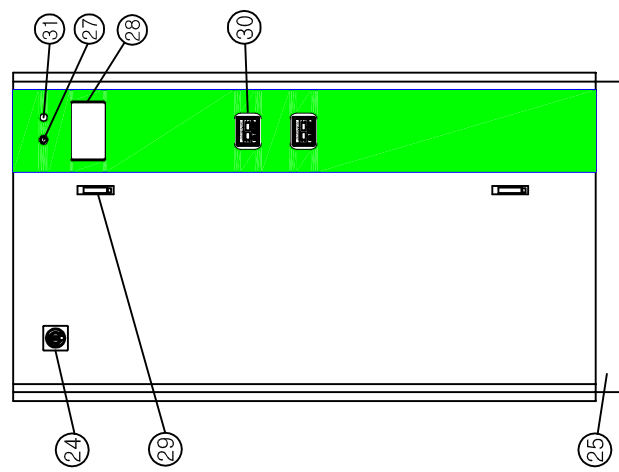
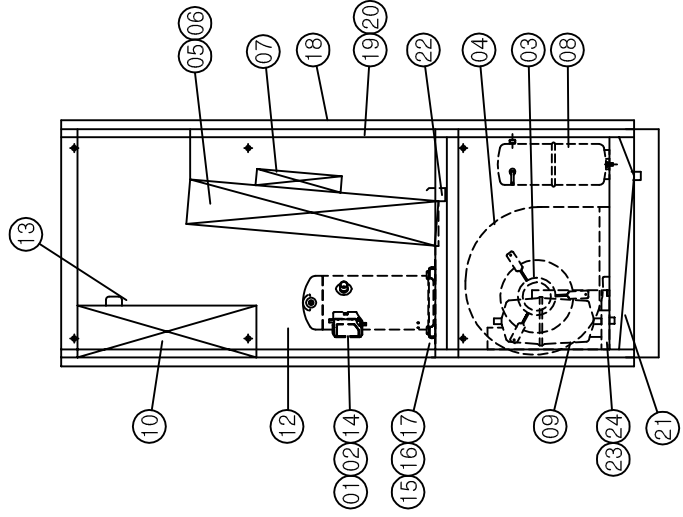





SPECIFICATION	
SPEC\MODEL	RMD-2167-IX
COOLING CAPACITY	60Hz 17,140 kcal/h (19.93 kW) 50Hz 14,320 kcal/h (16.64 kW)
BLOWER MOTOR	VOLUME 66 CMM / 55 CMM (60/50 Hz) TYPE SIROCCO AS-122D MOTOR 3PH/50 Hz/0.75 kW x 6 P TYPE HERMETIC SCROLL CAPACITY 3 PH/50 Hz/2.11 kW x 2 EA TYPE MULTI-PASS CROSS FINNED TUBE SPEC -
COMPRESSOR	CAPACITY 8,600 kcal/h (10 kW) TYPE SUS-AERO FINNED TUBE STEP 2.5 kW x 4 STEP CAPACITY 8 L/h TYPE ELECTRODE STEP 6.1 kW
EVAPORATOR	CAPACITY 8,600 kcal/h (10 kW) TYPE SUS-AERO FINNED TUBE STEP 2.5 kW x 4 STEP CAPACITY 8 L/h TYPE ELECTRODE STEP 6.1 kW
HEATER	CAPACITY 8,600 kcal/h (10 kW) TYPE SUS-AERO FINNED TUBE STEP 2.5 kW x 4 STEP CAPACITY 8 L/h TYPE ELECTRODE STEP 6.1 kW
HUMIDIFIER	CAPACITY 8,600 kcal/h (10 kW) TYPE SUS-AERO FINNED TUBE STEP 2.5 kW x 4 STEP CAPACITY 8 L/h TYPE ELECTRODE STEP 6.1 kW
AIR FILTER	CAPACITY 8,600 kcal/h (10 kW) TYPE SUS-AERO FINNED TUBE STEP 2.5 kW x 4 STEP CAPACITY 8 L/h TYPE ELECTRODE STEP 6.1 kW
FRAME SIZE	1000 x 750 x 1850
REFRIGERANT	R-22 / R407C



PROJECT TITLE:	ECOSO GMBH
DRAWING TITLE:	CONSTANT TEMPERATURE & HUMIDITY EQUIPMENT (6HP-2CYCLE)
SCALE:	S / N
DATE:	2009. 01. 01
FILE NAME:	RMD-2167-IX
DWG NO.:	
DRAWING GRADE :	GRADE 2
REQUEST NO. :	00-000
LEGEND:	
APPROVED	
CHECKED	
DESIGNED	
DRAWING	

NO	PART NAME	DESCRIPTION	Q'TY	SAFETY
01	COMPRESSOR		2	SAFETY
02	SERVICE VALVE	12.70 mm,15.87 mm	4	SAFETY
03	BLOWER	SGCC	1	SAFETY
04	BLOWER MOTOR		1	SAFETY
05	EVAPORATOR	CU + AL	1	SAFETY
06	EXPANSION VALVE	3R/T	2	SAFETY
07	ELECTRIC HEATER	STS	1	SAFETY
08	RECEIVER TANK	ST12	2	SAFETY
09	HUMIDIFIER		1	SAFETY
10	CONTROL BOX	CR SHEET 1.6t	1	
11	-			
12	L.T.C		2	SAFETY
13	SENSOR	TEMP.HUMID	1	SAFETY
14	SUCTION STRAINER	15.87 mm	2	
15	FILTER DRIER	9.52 mm	2	
16	SIGHT GLASS	9.52 mm	2	
17	SOLENOID VALVE(R)	9.52 mm	2	SAFETY
18	FRAME	CR SHEET 1.6t		
19	CASE	CR SHEET 1.2t		
20	INSULATION	PU FOAM 25t		
21	DRAIN PLATE	SUS304	1	SAFETY
22	SOLENOID VALVE(W)	6.35 mm	1	
23	MIDDLE VALVE(W)	6.35 mm	1	
24	D-HANDLE		1	
25	BASE FRAME	CR SHEET 1.6t		
26	AIR FILTER		1	
27	EMERGENCY SWITCH		1	
28	CONTROL MONITOR		1	SAFETY
29	PUSH BUTTON		2	
30	DIGIPRESSURE SWITCH	HIGH,LOW,DIFF	2	
31	PUSH BUTTON SWITCH		1	

REV	DATE	DESCRIPTION	REVIEWED	CHECKED
Δ				
Δ				