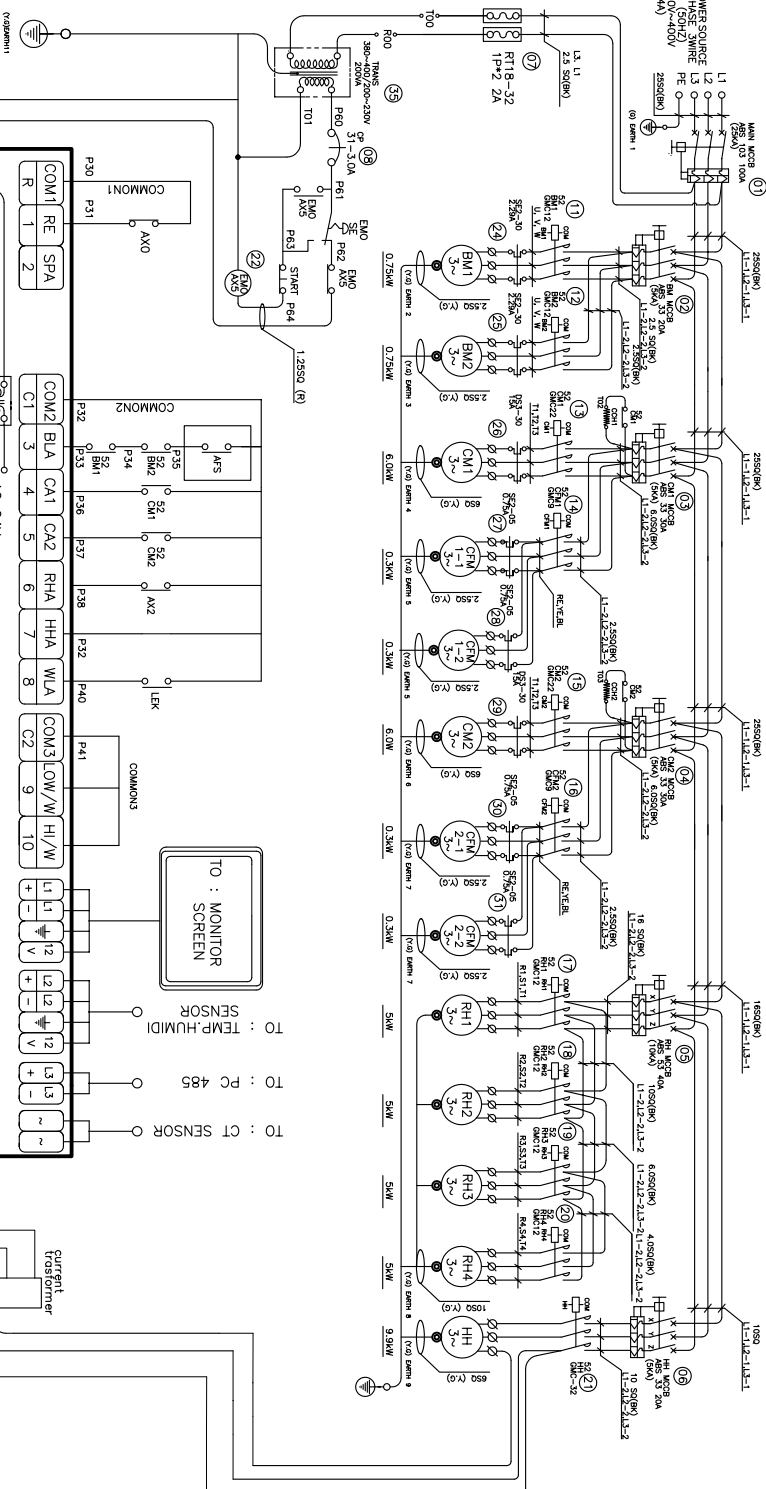
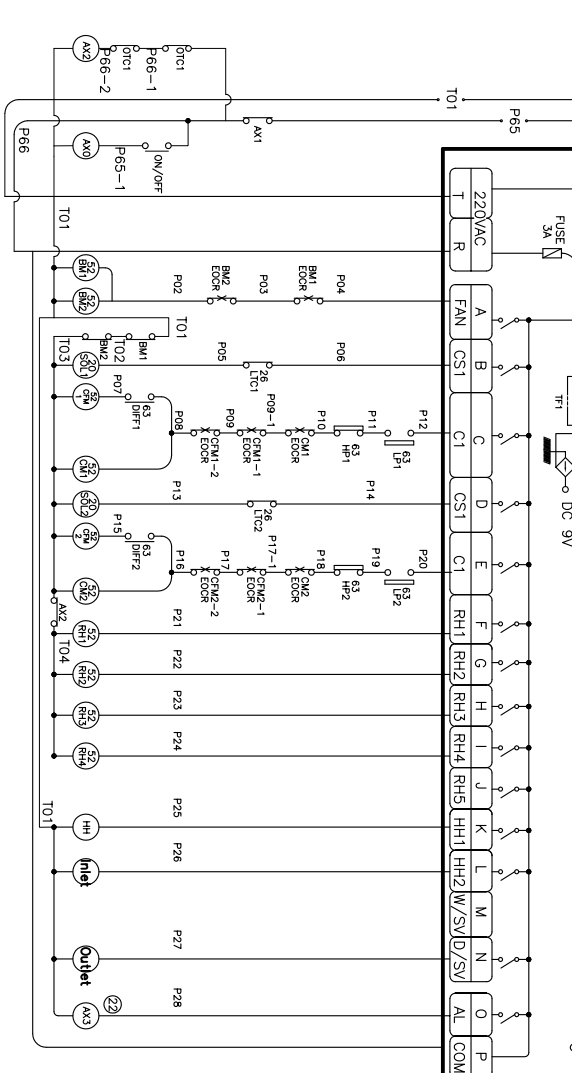


● RMT-2469-IX



MICOM CONTROLLER P.C.B-1

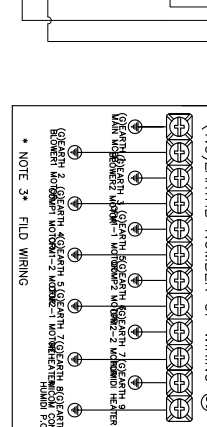
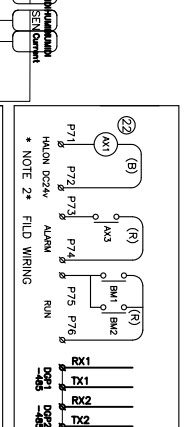


MARK	LEGEND
ARPA	AUX RELAY
AX	AUX RELAY
ABS	AUTO BREAKER STANDARD
AFS	AIR FLOW SWITCH
BM	BLOWER MOTOR
CM	COMPRESSOR MOTOR
CFM	CONDENSER FAN MOTOR
CFH	CRANK CASE HEATER
DIF	DIFFERENTIAL PRESSURE SWITCH
D	DIFFERENTIAL PRESSURE RELAY
E	ELECTROVALVE
EOR	ELECTROVALVE
G	MAGNETIC CONTACTOR
H	HUMID HEATER
HP	HIGH PRESSURE SWITCH
LP	LOW PRESSURE SWITCH
LEK	LEAK DETECTOR
LTC	LOW TEMP CONTROL
OTO	OVER TEMP CONTROL
R	RELAY
S	SOLENOID VALVE
1 ~ 76	NUMBER OF WIRING

WIRING COLOR	MARK
L1,L2,L3	(BK)
AC	ALL RED (R)
CONTROL	ALL BLUE (B)
DC	ALL BLUE (B)
EARTH WIRING	ALL YELLOW-GREEN (YG)

SYMBOL	NAME	SYMBOL	NAME
(Symbol)	CIRCUIT BREAKERS	(Symbol)	EMERGENCY BUTTION SWITCH
(Symbol)	CONTACTORS	(Symbol)	PRESSURE SWITCH
(Symbol)	PUSH BUTTON SWITCH	(Symbol)	CIRCUIT PROJECTOR
(Symbol)	GROUND ELECTRICAL	(Symbol)	ELECTROVALVE

FILE NAME :  
 DWG NO :  
 RMT-2469-IX  
 DRAWING GRADE :  
 GRADE 2  
 REQUEST NO :  
 LEGEND :



REVISION	DATE	DESCRIPTION	REVIEWED	CHECKED
△				
△				
△				

APPROVED	DESIGNED
CHECKED	DRAWING

